

Cash and In-Kind Contributions during Covid-19 Crisis in Egypt

From March 1 to May 31, 2020



DATA COLLECTED IS BASED ON THE FOLLOWING CRITERIA:

- Timeline : March 1 until May 31, 2020.
- Monitoring top 7 niche online media outlets. (Enterprise, Youm7, Al Masry Al Youm, Sada El Balad, AlAhram Gate, Al Mal, Al Bawabh).
- Monitoring social media announcements and campaigns.
- The search includes local and international organizations contribution to Egypt.
- The report did not include countries contributions .
- Variables are financial, food boxes, supporting families, medical supplies, and others.
- If more than one variable available, the priority goes to reflect the tangible contribution rather than the financial one.

Search with main keywords

(مساهمة ، تبرع ، القطاع الخاص ، كورونا ، مساعدة ، الفيروس المستجد).


Sectors covered in the report are as follows;

- Tourism and Leisure
- Aviation and Maritime
- Automotive and Transportation
- Construction and Real Estate
- Industry and Manufacturing
- Banking and Finance
- Education
- Oil and Gas
- Agriculture
- Retail and E-commerce
- ICT
- Food and Beverages
- Health and Pharma
- NGOs and International Organizations



**Pillar 1:
Financial Contribution**

Financial Contribution Per Sector



Numbers reflected in EGP Millions

Top Financial Contributors Per Sector

Oil & Gas



BP Egypt

EGP 2 mn

ICT



Vodafone Egypt
Orange Egypt
Oppo

EGP 20 mn
EGP 5 mn
EGP 5 mn

Construction & Real Estate



Talaat Mostafa Group
Emaar Misr

EGP 62 mn
EGP 50 mn

Retail & E-commerce



Souq

EGP 1 mn

Aviation & Maritime



Canal Mooring & Lights Company (CML) EGP 5 mn
The Challenge - Egyptian Emirates
Marine Dredging Company EGP 5 mn

Education



October 6 University

EGP 10 mn

Food & Beverages



PepsiCo
Edita
Al-Ahram Beverages
Bel Egypt

EGP 16 mn
EGP 6 mn
EGP 6 mn
EGP 4 mn

Automotive & Transportation



Al-Mansour Automotive

EGP 50 mn

Industry & Manufacturing



Ceramica Cleopatra Group
Oriental Weavers

EGP 78 mn
EGP 20 mn

Health & Pharma



Ibn Sina Pharma
Cleopatra Hospitals Group

EGP 16 mn
EGP 10 mn

Banking & Finance



CIB
Banque du Caire

EGP 233 mn
EGP 100 mn

NGOs & International Organizations



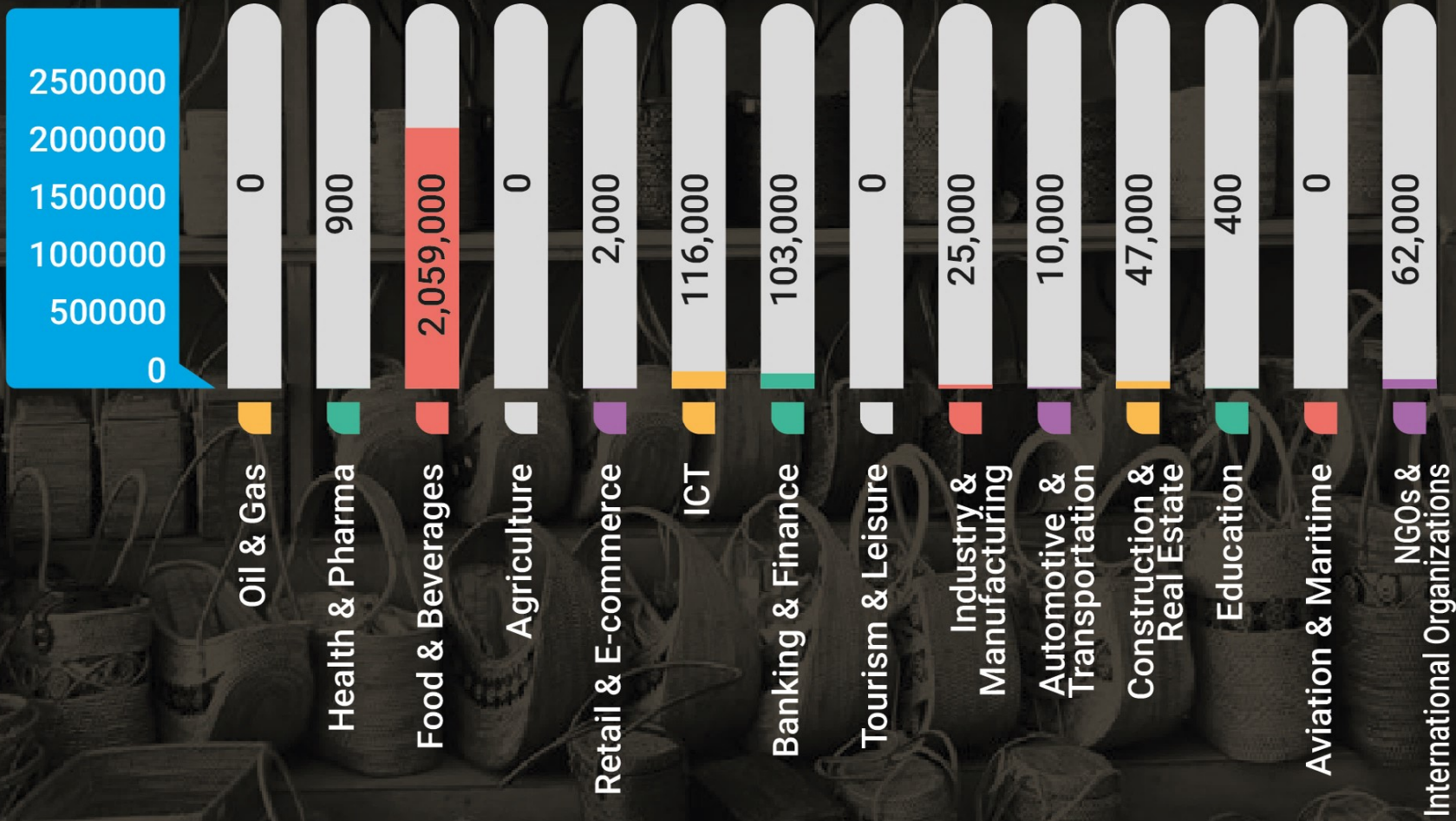
The European Union
Zakat House and the Egyptian charity
Sawiris Foundation For Social Development
USAID

EGP 1,610 mn
EGP 200 mn
EGP 60 mn
EGP 51 mn



Pillar 2: Food Contribution

Food Contribution Per Sector



Numbers refer to Food Boxes

Top Food Contributors Per Sector

Health & Pharma

Pharmix 100 Boxes



Automotive & Transportation

Careem Egypt 10,000 Boxes



ICT

Orange Egypt 55,000 Boxes
WE 50,000 Boxes
Etisalat Misr 10,000 Boxes



Retail & E-commerce

B. Tech 2,000 Boxes



Industry & Manufacturing

Electrolux Egypt 40,000 Meals
Methanex Corporation 10,000 Boxes
Venus Electric 10,000 Boxes



Food & Beverages


Pepsi & Chipsy 2 mn Meals
Obour land 24,000 Boxes
Americana Group 20,000 Boxes



NGOs & International Organizations


Sawiris Foundation for Social Development 60,000 Boxes



The background features a close-up of several fish, likely salmon, with their silvery scales and fins visible. Overlaid on this are several decorative circles: a large orange circle on the left containing the main text, a medium green circle, a medium blue circle, a small yellow circle, and a small dark blue circle, all arranged in a cluster on the right side.

**Pillar 3:
Contribution to
support Vulnerable
Families**


Contribution to support Vulnerable Families Per Sector



Numbers refer to Vulnerable Families

Top Contributors to Support Vulnerable Families Per Sector





Pillar 4:
Medical Supplies
Contribution

Areas of Contribution in Medical Supplies

65 Tons of Cleaning Materials

75 Ventilators

Repairing 570 Ventilators

866,000 Items such as ; Masks ,
Gloves, Gowns, Face Shields

22,000 PCR Tests

2,500 Protection Packages

221 Hospital Rooms

1 Operating Room

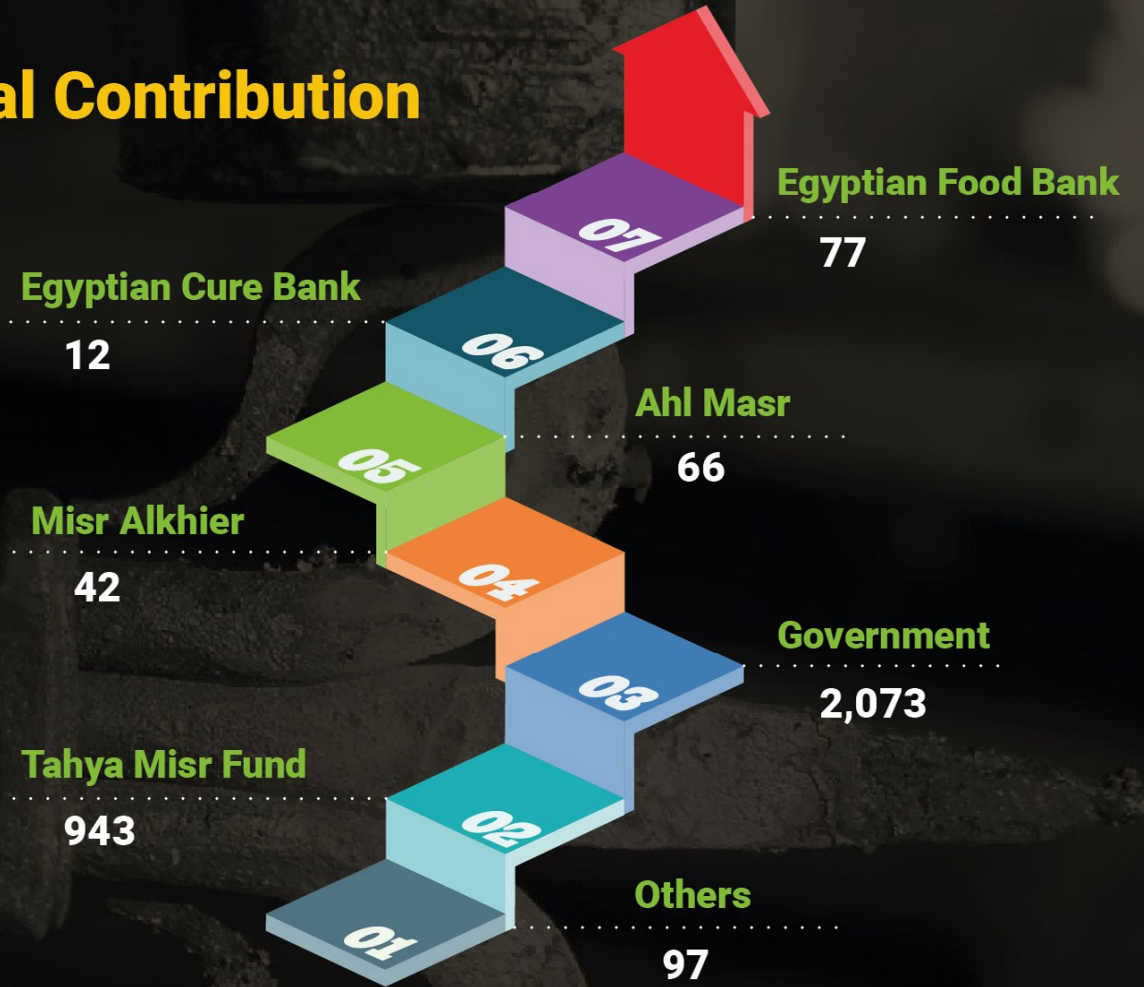
50 Quarantine Units

3 Sanitation Booths



**Pillar 5:
Recipients of
Financial Contribution**

Recipients of Financial Contribution



Numbers reflected in EGP Millions

📍 124 , Othman Ibn Affan st, Infront of the Military Academy
Second Floor , Suite 21 Heliopolis, Cairo, Egypt.

T +2 02 27745121 | +2 02 27745329
 F +2 02 22908298
 M +2 010 6664 2738 | +2 010 6664 2737
 E info@meacoms.net | www.meacoms.net

MEAComS
 MEAComS
 MEAComS
 MEAComS

Get In Touch

The communications
boutique agency